

ASSEMBLY INSTRUCTIONS

ITEM CODE : IN 3453

ITEM DESCRIPTION : COFFEE TABLE


1

Reverse the table top & place the leg as shown & align the leg to match the apron.




2

Twist the leg into the iron fitting slot by rotating it.



3

Fix the other legs in the similar way



4

Reverse the table straight. Now your table is ready for use.




Fig. 1

