

ASSEMBLY INSTRUCTIONS

ITEM CODE : IN 3899


ITEM DESCRIPTION : WALL MOUNTING BEDSIDE



1. Insert the plastic dry wall anchor inside the hole drilled into the wall through the wooden support



2. Thread the metal screw through the plastic washer until it threads till the wall

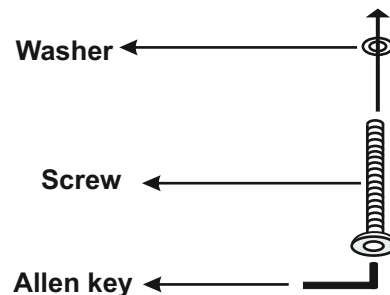
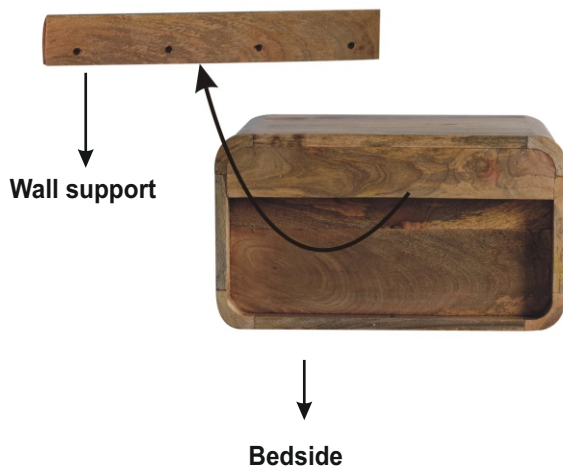


3. Secure the screws tight into the hole drilled in the wall with the help of drill



4. Fix all the screws firmly in the 5 slots provided

WALL MOUNTING INSTRUCTIONS



Fasten the bolt & washer to the the slot given on the bottom of bedside with the help of the allen key provided.